

铸造能力范围 OUR CASTING CAPABILITY

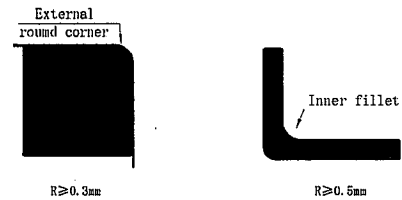
(1) 铸孔深度 Depth of casting hole



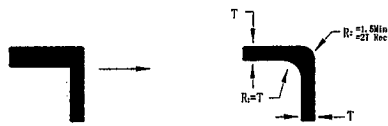
用陶瓷型芯可铸出更深的孔，但会额外增加费用，只适合于大批量生产

The scope can be enlarged by the use of pre-formed ceramic cores at additional cost, only economical for large quantities

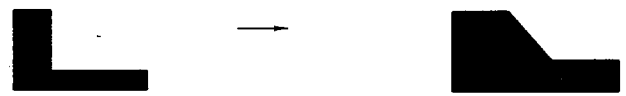
- (2) 最小壁厚 Minimum wall thickness: 4mm
- (3) 铸造圆角 Radius of Rounds and fillet
- (4) 表面粗糙度 Surface Roughness: Ra1.6-3.2
- (5) 铸件重量 Casting Weight: 3kg-400kg
- (6) 年生产能力 Annual output: 1000 tons
- (7) 铸件最大尺寸 The biggest size of casting: 1000x1000x800



铸件结构设计注意事项 NOTES FOR CASTING-CONFIGURATION DESIGN



避免壁厚不均 Equalize wall thickness



避免壁厚急剧过渡 Avoid sharp change in thickness




避免尖角 Avoid sharp angle



避免尖角 Avoid sharp angle



避免尖角 Avoid sharp angle



避免十字热节 Avoid cross section